



681



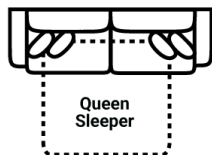
Body 1: All Body Fabric -- Contrast 1 : Both Sides of Pillows w/ Boxing, Contrast 2 : Both Sides of Pillows w/ Boxing

## PIECES

Sofa Height : 37" Seat Height: 22" Seat Depth: 24" Arm Height: 25"

### SOFAS

**01 - Sofa**  
**15 - Queen Sleeper**  
L: 92" x D: 43"



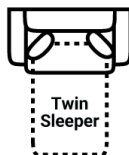
**81 - XL Sofa**  
L: 95" x D: 43"



**02 - Loveseat**  
L: 66" x D: 43"



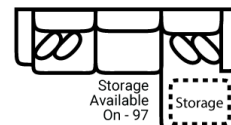
**44 - Double Chair**  
**19 - Twin Sleeper**  
L: 58" x D: 43"



**05 - Chair**  
L: 42" x D: 43"



**33 - Sofa Chaise**  
**97 - Sofa Chaise w/ Stor.**  
L: 92" x D: 70"



Sofa Chaise cushions are reversible and can be moved with the ottoman to the opposite side

### SECTIONALS

**10L - Tux Sofa \***  
L: 103" x D: 43"



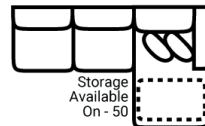
**11L - 1 Arm Sofa \***  
L: 86" x D: 43"



**32 - Armless Sofa**  
L: 81" x D: 43"

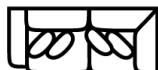


**45R - 1 Arm Sofa Chaise \***  
**50R - 1 Arm Sofa Chaise w/ Storage\***  
L: 86" x D: 70"

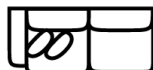


Sectional Chaise cushions are reversible and can be moved with the ottoman to other sectional pieces with arms

**95L - Tux Loveseat \***  
L: 76" x D: 43"



**12L - 1 Arm Loveseat \***  
L: 59" x D: 43"



**31 - Armless Loveseat**  
L: 54" x D: 43"



**17 - Corner Chair**  
L: 43" x D: 43"



**24L - 1 Arm Chair \***  
L: 34" x D: 43"



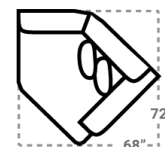
**18 - Armless Chair**  
L: 27" x D: 43"



**21R - 1 Arm Chaise \***  
L: 34" x D: 70"



**75R - 1 Arm Angled Cuddler \***  
L: 68" x D: 72"



### OTTOMANS

**67 - XL Cocktail Otto.**  
L: 50" x D: 50"



**29 - Cocktail Otto.**  
L: 39" x D: 39"



**35 - Storage Otto.**  
L: 37" x D: 37"



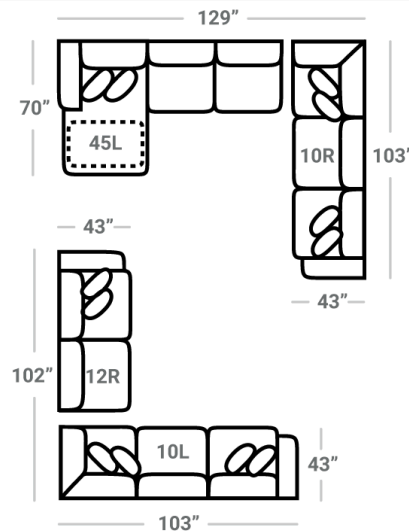
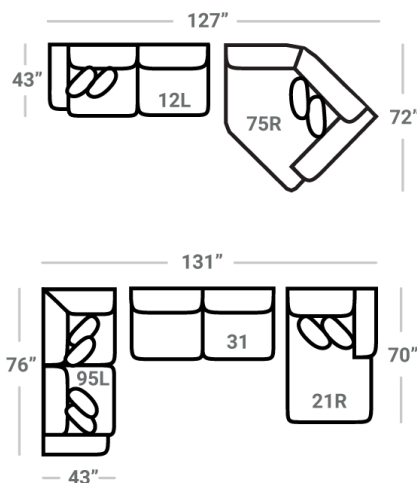
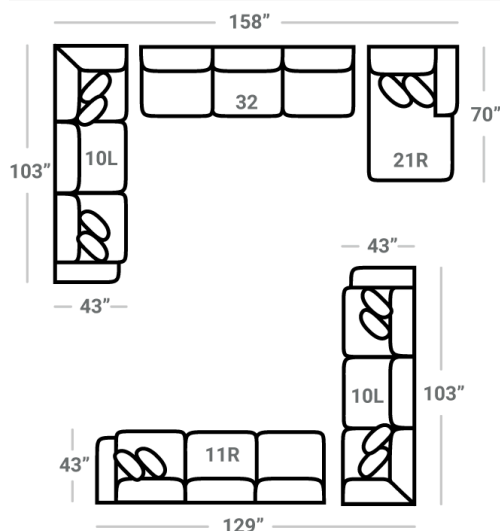
**43 - Rect. Otto.**  
**47 - Rect. Storage Otto.**  
L: 50" x D: 28"



Feather Seating, Backs and Pillows

\* Available in both Left and Right configurations

## CONFIGURATIONS



Dimensions are approximate and subject to change.

Printed: 5/9/2025